

Annual Budget 2022/23



Dear Ratepayer

As each year passes, we continue to see our communities grow and prosper despite all the challenges the pandemic has thrown at us. As we focus on our core roles of maintaining and improving our infrastructure, delivering community development initiatives and supporting the economic growth of our region, Council has adopted a fiscally prudent budget which continues to deliver our planned project commitments and regular services.

While balancing the budget is never easy, this year was particularly challenging, with a backdrop of rising input costs and supply chain constraints, a 6% rate increase was necessary. For the vast array of services and facilities we have available, we are confident that your rates bill presents great value for money and within this budget overview you'll see some highlights of our project commitments for the year ahead. Council is also mindful of the current cost of living pressures and we offer a number of payment options to assist rates affordability.

In closing, I'd like to thank our staff who will be delivering these projects and budget commitments over the coming year. I'd also like to acknowledge the countless volunteers we have in our communities who contribute their time and energy to clubs, projects, the environment and community events that make this such a great part of the world to live.

Leslee Holmes, Shire President

Major Projects

In 2022/23 the Shire will be delivering a suite of improvement projects.

These include but are not limited to:

Continuation of Jurien Bay Irrigation Project

New Shade Shelters at Pioneer Park in Dandaragan

\$3m continuation of road upgrades on the Wheatbelt Secondary Freight Network

Automatic accessible doors at Dandaragan Community Centre

\$1.1 million renewal works on various community & civic buildings

Replacement of public ablutions in Badgingarra and Sandy Cape

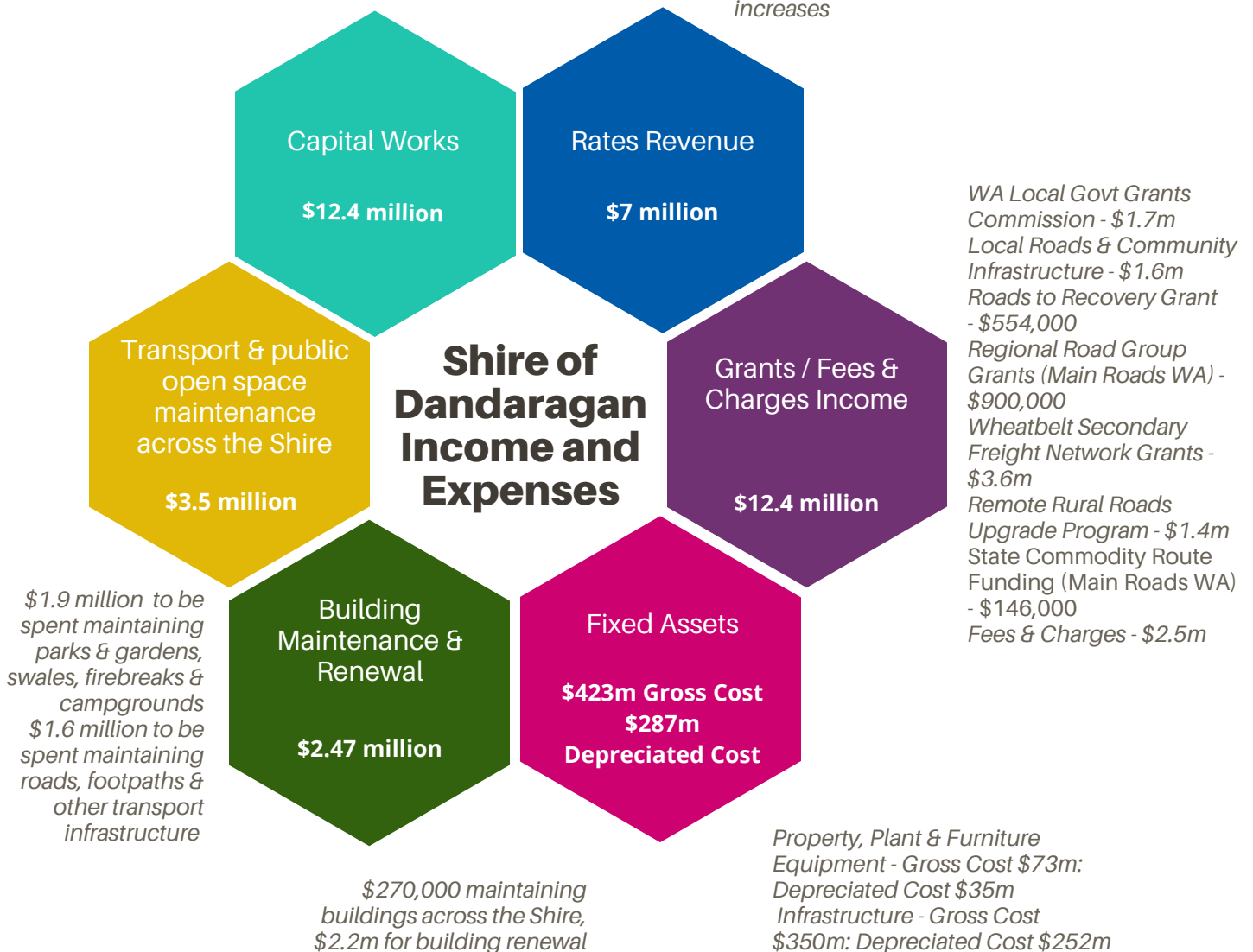
Commencement of sealing 7km of Agaton Road

\$1.2 million widening and upgrade works on Bibby Road (\$500k subject to industry contributions)

Development of Jurien Bay Recreation Precinct Masterplan

Annual Budget 2022/23

6% increase to offset 4.9% Local Government Cost Index plus new project, policy and operational cost increases

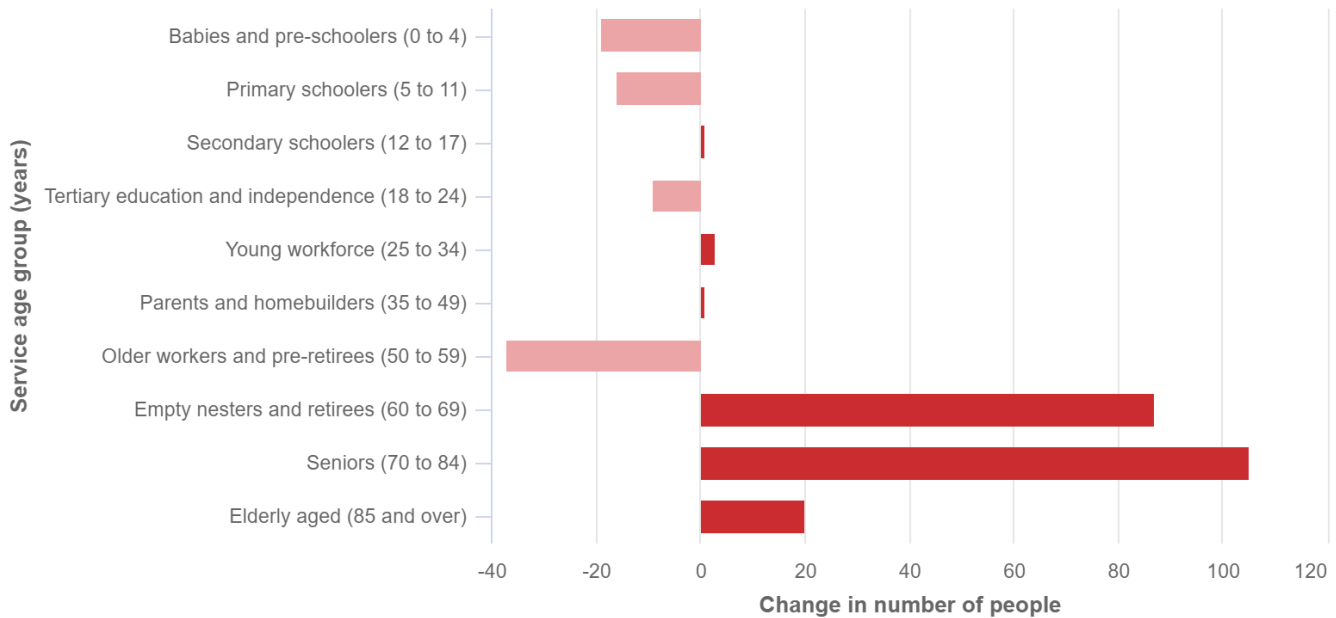


Census Stats

We continue to be a great place to retire, but have ongoing challenges retaining our younger and working age groups.

Change in age structure - service age groups, 2016 to 2021

Shire of Dandaragan - Total persons



Source: Australian Bureau of Statistics, Census of Population and Housing, 2016 and 2021 (Usual residence data). Compiled and presented in profile.id by .id (informed decisions).

.id informed decisions

Selected subpopulation categories

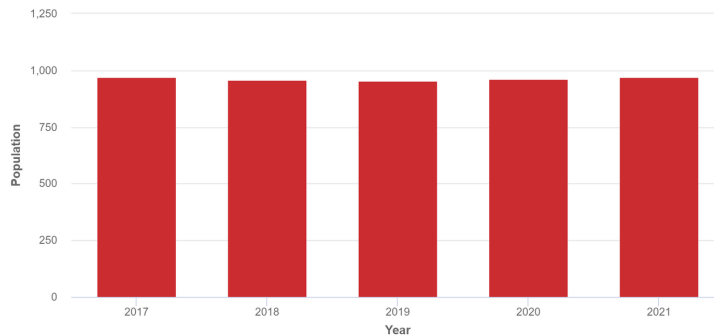
export reset

Shire of Dandaragan - Total people (Usual residence)	2021			2016			Change
	Number	%	Regional WA %	Number	%	Regional WA %	
Aboriginal and Torres Strait Islander population	95	2.8	8.4	76	2.4	8.4	+19
Australian citizens	2,824	84.1	82.8	2,731	85.0	82.0	+93
Eligible voters (citizens aged 18+)	2,330	69.4	62.6	2,225	69.2	61.0	+105
Employed Population	--	--	--	1,453	95.8	93.6	--
Females	1,567	46.7	49.0	1,516	47.2	48.3	+51
Males	1,790	53.3	51.0	1,698	52.8	51.7	+92
Overseas visitors (enumerated)	8	--	--	83	--	--	-75
Population over 15	2,883	85.9	80.6	2,720	84.6	79.8	+163

Source: Australian Bureau of Statistics, Census of Population and Housing 2016 and 2021 (Usual residence). Compiled and presented in profile.id by .id (informed decisions).

Please refer to specific data notes for more information

Estimated Resident Population
Dandaragan and District

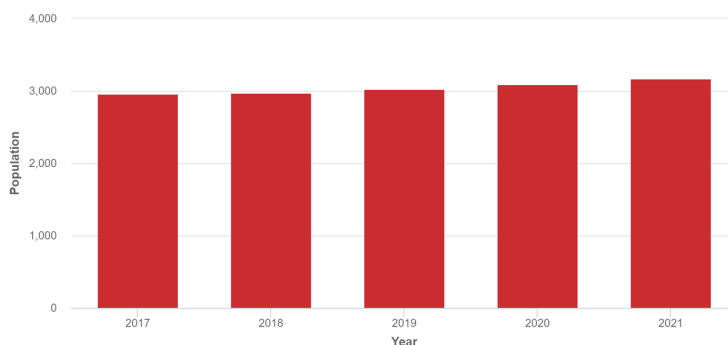


Source: Australian Bureau of Statistics, Regional Population Growth, Australia (3218.0). Compiled and presented by .id (informed decisions)

.id informed decisions

While there is some statistical overlap, approximately three quarters of the Shire's population live near the coast.

Estimated Resident Population
Jurien Bay - Cervantes and District



Source: Australian Bureau of Statistics, Regional Population Growth, Australia (3218.0). Compiled and presented by .id (informed decisions)

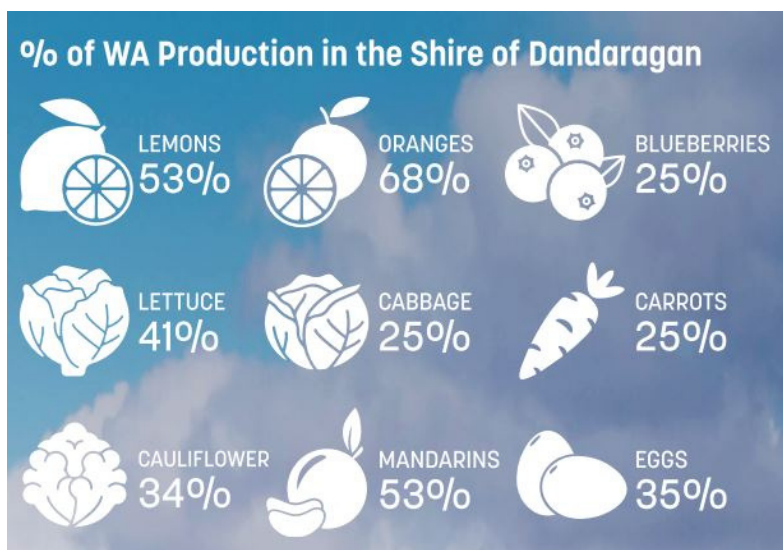
.id informed decisions

The 2021 census determined there are now 3,473 local residents in the Shire. Here's a quick overview of some other key data which shapes our community and the Shire's future planning.

Interesting stats



The Shire approved 42 new residential buildings equating to \$15m in construction activity last financial year.



We're a great place to find local produce, a growing food bowl for the state and have some clear strengths.



Our renewable energy industry provides 460MW of electricity generation capacity into the State power grid.