



# CERVANTES NICHE WALL

## NICHE WALL CONCEPT DESIGN

18/12/2023  
REVISION B



**We acknowledge the Yued people as the Traditional Owners of the land on which Cervantes site will be located. We pay respect to the Yued people, and Elders both past and present whose knowledge and wisdom has and will ensure the continuation of cultural and traditional practices.**

# 1.1 CONCEPT DIAGRAM



- 1** Location of Niche Wall
- 2** Possible Turf Space Location
- 3** Planting of *Corymbia maculatas* and shrub planting
- ← - - → Existing path re-routed
- Buffer of *Corymbia maculatas*

**NOTE**  
Turf space is required to be irrigated if to be accommodated on site.

Location of Niche wall and adjacent planting of *Corymbia maculata* and shrubs can be relocated.

# 1.2 PRECEDENTS

## CASE STUDIES



### LOZOYA MUNICIPAL CEMETERY

The columbarium is placed behind the plasters, inside the graveyard. Above this, a horizontal concrete tray slides on the columns flying to the outside as if it was a pergola creating a waiting and a mourning area.



### SAINT MICHAEL AND ALL ANGELS COLUMBARIUM

Prayer elements are blended to create spaces of beauty and serenity, each contributing to an environment appealing to families and children and comforting the bereaved.

# 1.3 PRECEDENTS

## CASE STUDIES



### ZUNYI MEMORIAL OF BODY AND ORGAN DONORS

The monument becomes a miniature daily place system, all made of white concrete pouring, like a chime stone, embedded in the natural forest and terrain at the foot of the mountain. The materials of the building are pure and heavy, connecting and echoing, as if growing out of the earth.



### NAMBUNG NATIONAL PARK

Nambung National Park is a good WA North West example for native flora design. The wildflowers in the area include Acacia wattle, an abundance of Banksia species, creeping White Clematis, thick-leaved fan flower, and vibrant Cockies Tongue.

# 2.1 OPTION 1

## SCHEMATIC DESIGN - PERSPECTIVE AND MATERIALITY



### 1. PERGOLA SHADE

- Protection for users against summer heat, weather, and other environmental factors
- Creates a sense of enclosure and space
- *Material to be chosen at later stage*



### 2. BRICK WALL

- Low maintenance
- *Colour to be chosen at later stage*



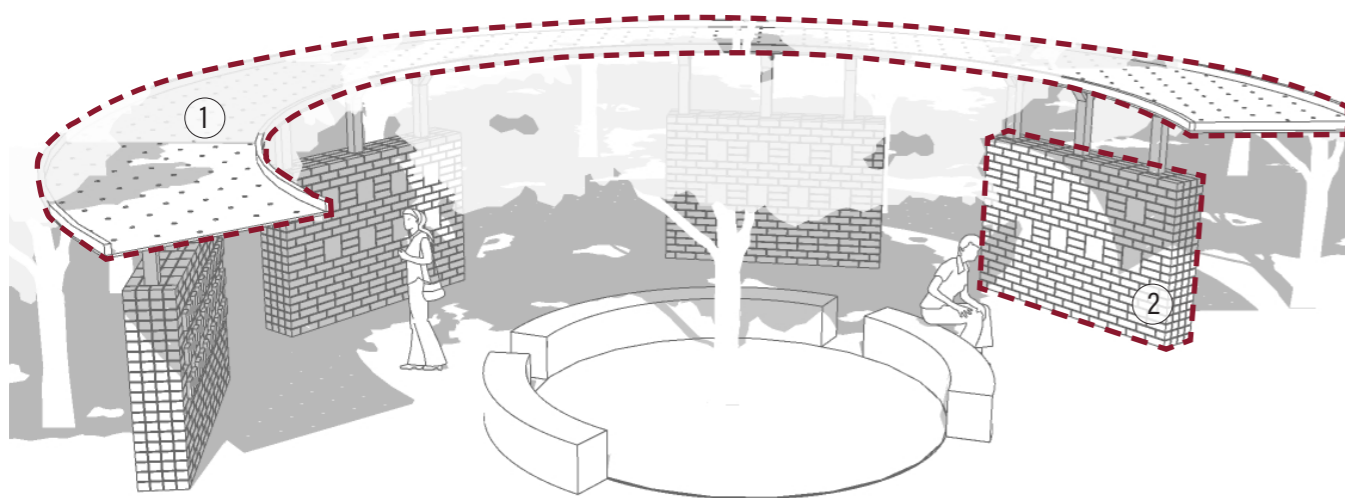
### 3. COLUMBARIUM NICHES

- To include place for flowers
- Materials that are to be resistant to wear and tear, such as granite or marble

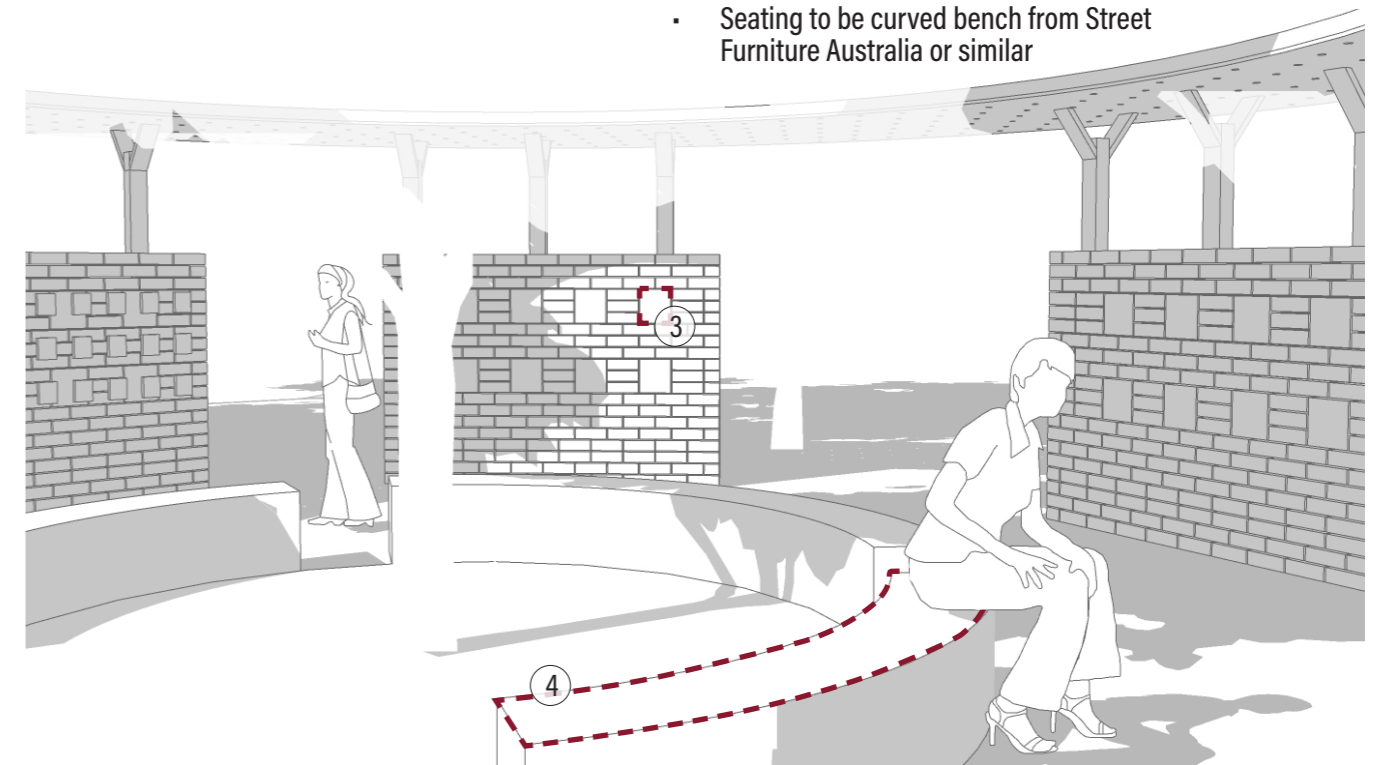


### 4. CURVED BENCH

- Provide seats to place users
- Curves to provide unobstructed views to all the walls
- Hugs native garden bed to create a cooler and more welcoming place
- Seating to be curved bench from Street Furniture Australia or similar



PERSPECTIVE



PERSPECTIVE

# 2.2 OPTION 1

## SCHEMATIC DESIGN - SECTION



# 2.3 OPTION 2A

## SCHEMATIC DESIGN - PERSPECTIVE AND MATERIALITY



### 1. FEATURE TREE & WILDFLOWER DISPLAY

- Feature tree in centre of garden bed to provide shade
- Wildflower display to create a welcoming space that is reflective of Cervantes



### 2. COLUMBARIUM NICHES

- To include place for flowers
- Materials that are to be resistant to wear and tear, such as granite or marble



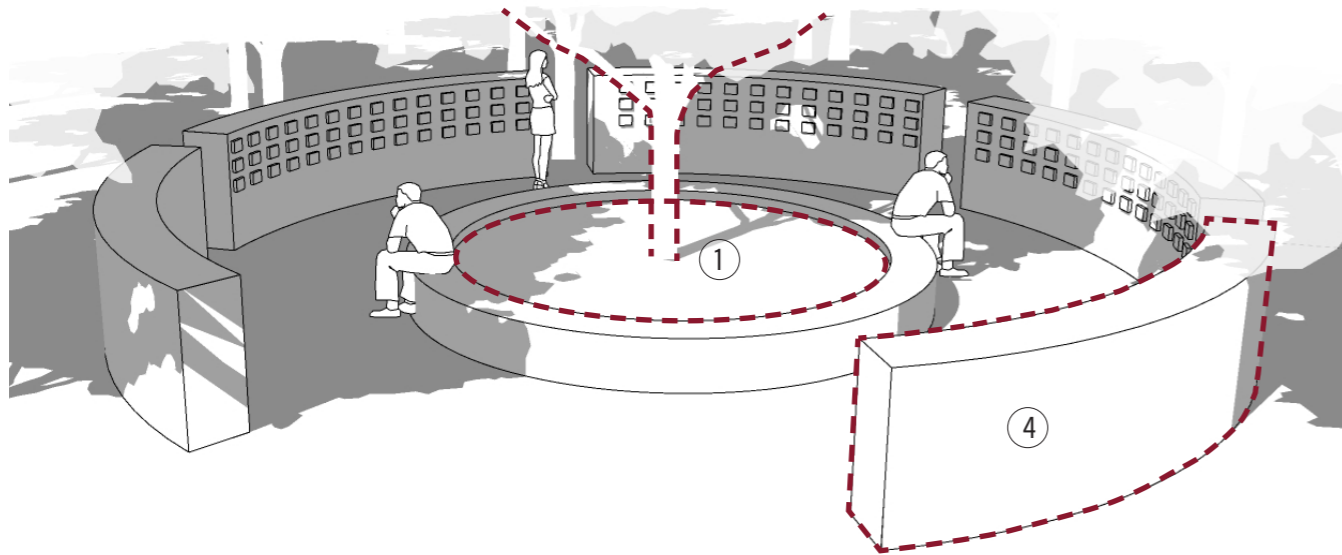
### 3. RAMMED EARTH BENCH WITH TIMBER TOP

- Provide seats to place users
- Curves to provide unobstructed views to all the walls
- Hugs native garden bed to create a cooler and more welcoming place to sit and pay respect

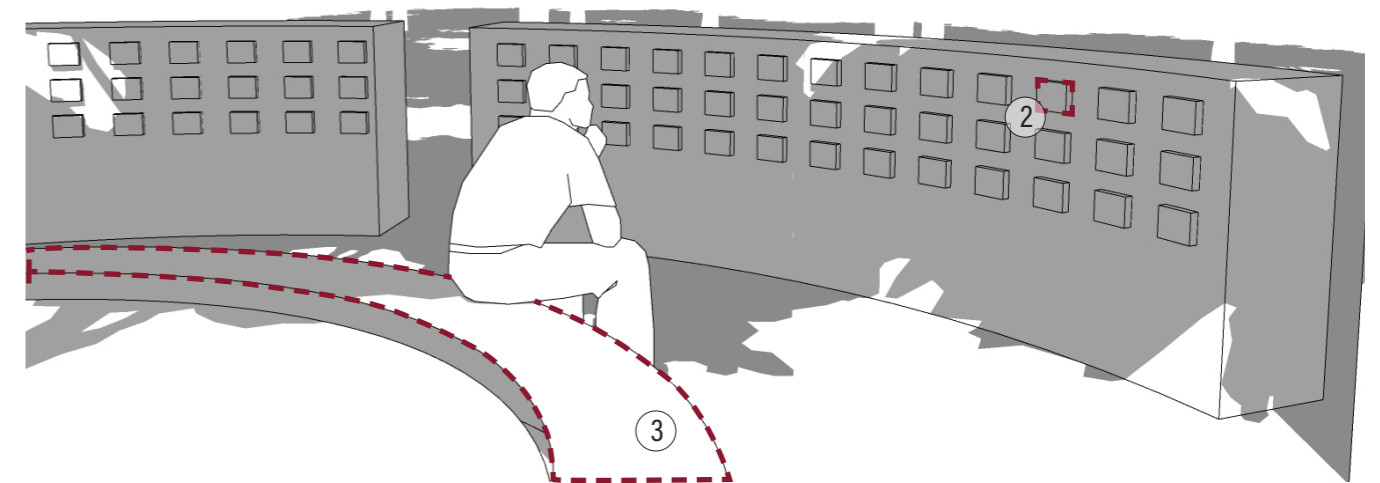


### 4. RAMMED EARTH WALL

- Highly durable and fire-resistant
- The materials are manufactured off-site, resulting in lower labor costs and faster installation times
- Customisable and aesthetic
- Require minimal maintenance
- Sustainable building material, has a long lifespan, and has low environmental impact



PERSPECTIVE



PERSPECTIVE



# 2.4 OPTION 2A

## SCHEMATIC DESIGN - SECTION



# 2.5 OPTION 2B

## SCHEMATIC DESIGN - PERSPECTIVE AND MATERIALITY



### 1. PERGOLA SHADE

- Protection for users against summer heat, weather, and other environmental factors
- Creates a sense of enclosure and space
- *Material to be chosen at later stage*



### 2. COLUMBARIUM NICHES

- To include place for flowers
- Materials that are to be resistant to wear and tear, such as granite or marble



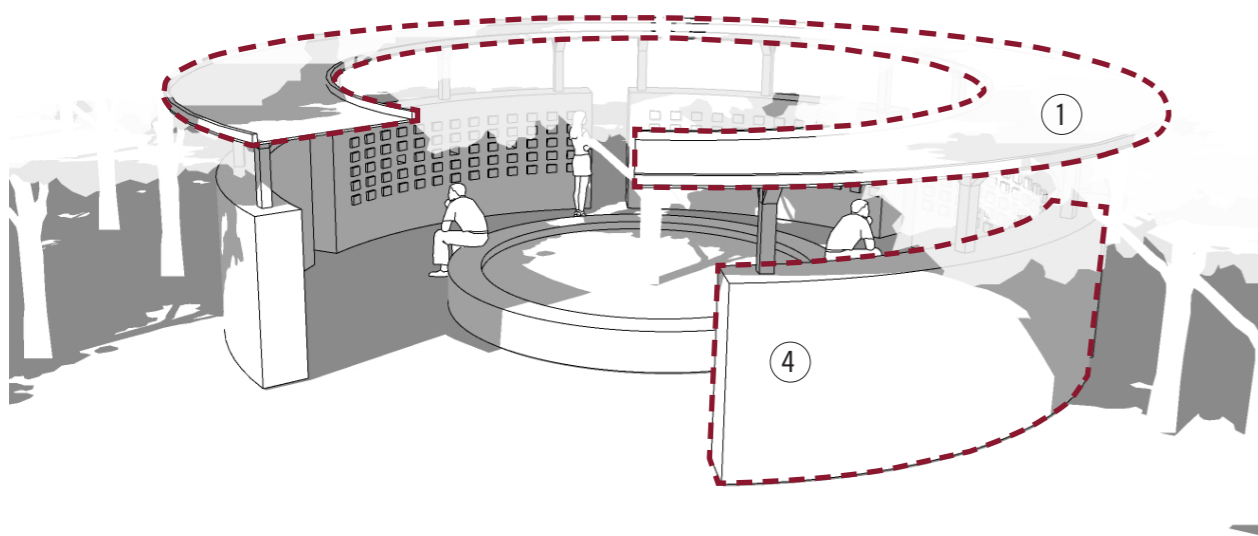
### 3. RAMMED EARTH BENCH WITH TIMBER TOP

- Provide seats to place users
- Curves to provide unobstructed views to all the walls
- Hugs native garden bed to create a cooler and more welcoming place to sit and pay respect




### 4. WALL

- Material to be Brick or Rammed Earth
- Rammed Earth:
  - Highly durable and fire-resistant
  - Lower labor costs
  - Customisable and aesthetic
  - Require minimal maintenance
  - Sustainable building material
- Brick:
  - Low maintenance
  - *Colour to be chosen at later stage*



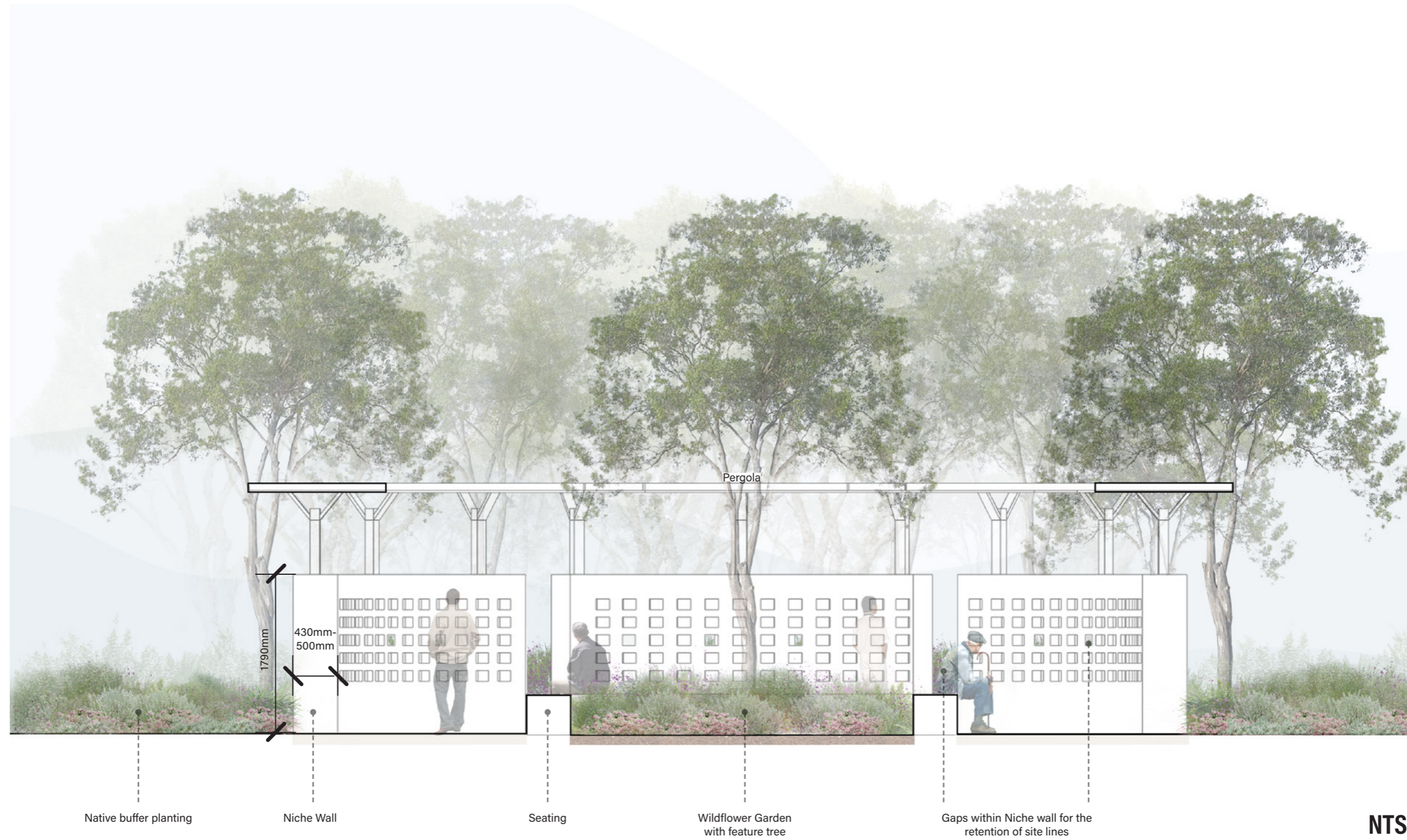
PERSPECTIVE



PERSPECTIVE

# 2.6 OPTION 2B

## SCHEMATIC DESIGN - SECTION



# 2.7 OPTION 3A

## SCHEMATIC DESIGN - PERSPECTIVE AND MATERIALITY



### 1. TIMBER ROOF

- Protection for users against summer heat, weather, and other environmental factors
- Creates a sense of enclosure and space while allowing for ventilation
- Allows shrubs to weave between space and create a natural canopy



### 2. BRICK WALL

- Low maintenance
- *Colour to be chosen at later stage*



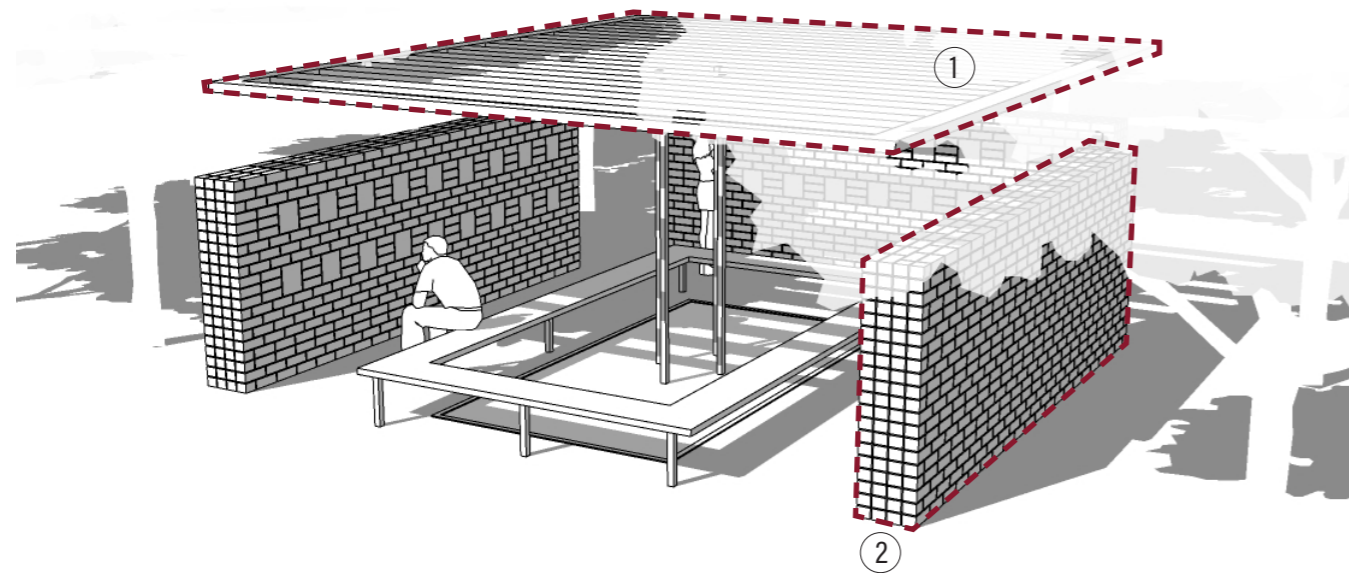
### 3. COLUMBARIUM NICHES

- To include place for flowers
- Materials that are to be resistant to wear and tear, such as granite or marble

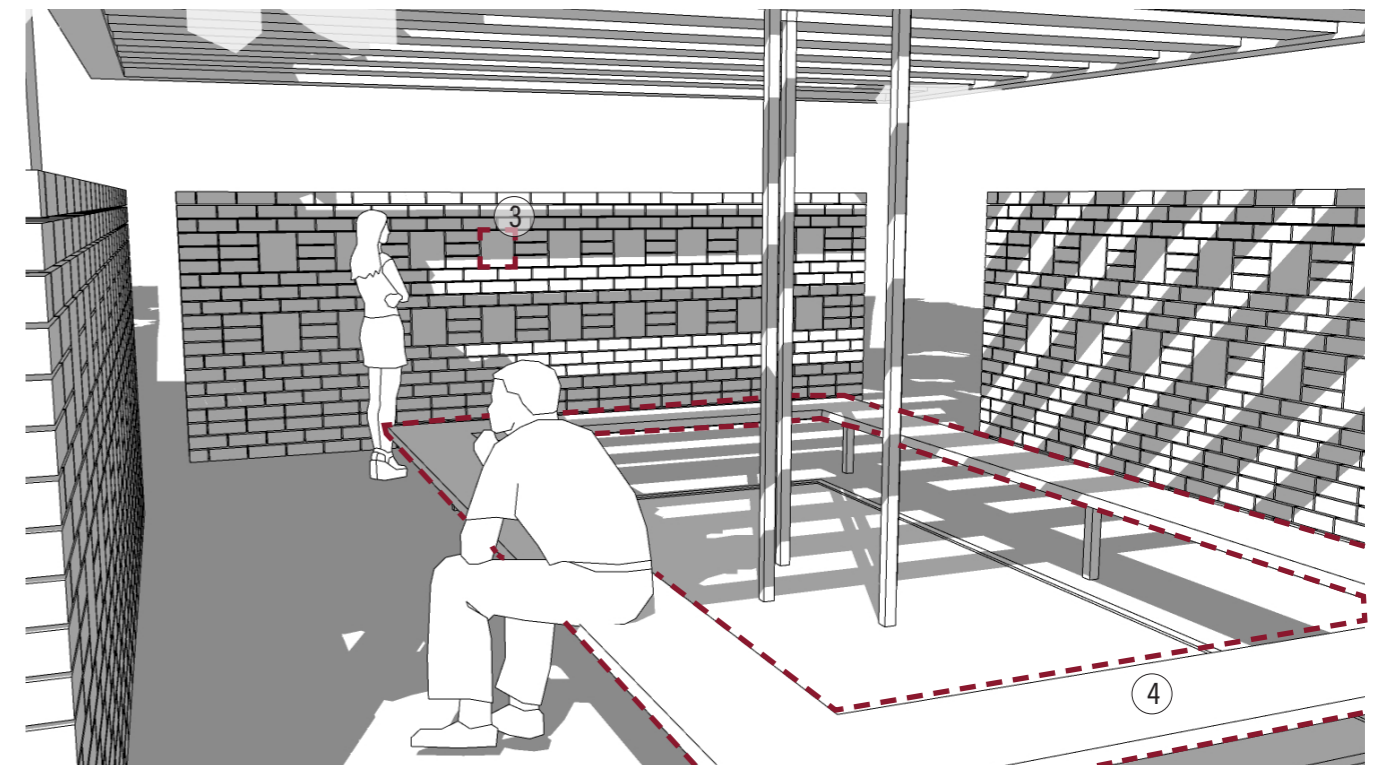


### 4. BENCH

- Provide seats to place users
- Hugs native garden bed to create a cooler and more welcoming place
- Seating to be bench from Street Furniture Australia or similar



PERSPECTIVE



PERSPECTIVE

# 2.8 OPTION 3A

## SCHEMATIC DESIGN - SECTION



# 2.9 OPTION 3B

## SCHEMATIC DESIGN - PERSPECTIVE AND MATERIALITY



### 1. FEATURE TREE & WILDFLOWER DISPLAY

- Feature tree in centre of space to provide shade
- Wildflower display to create a welcoming space that is reflective of Cervantes



### 2. BRICK WALL

- Low maintenance
- *Colour to be chosen at later stage*



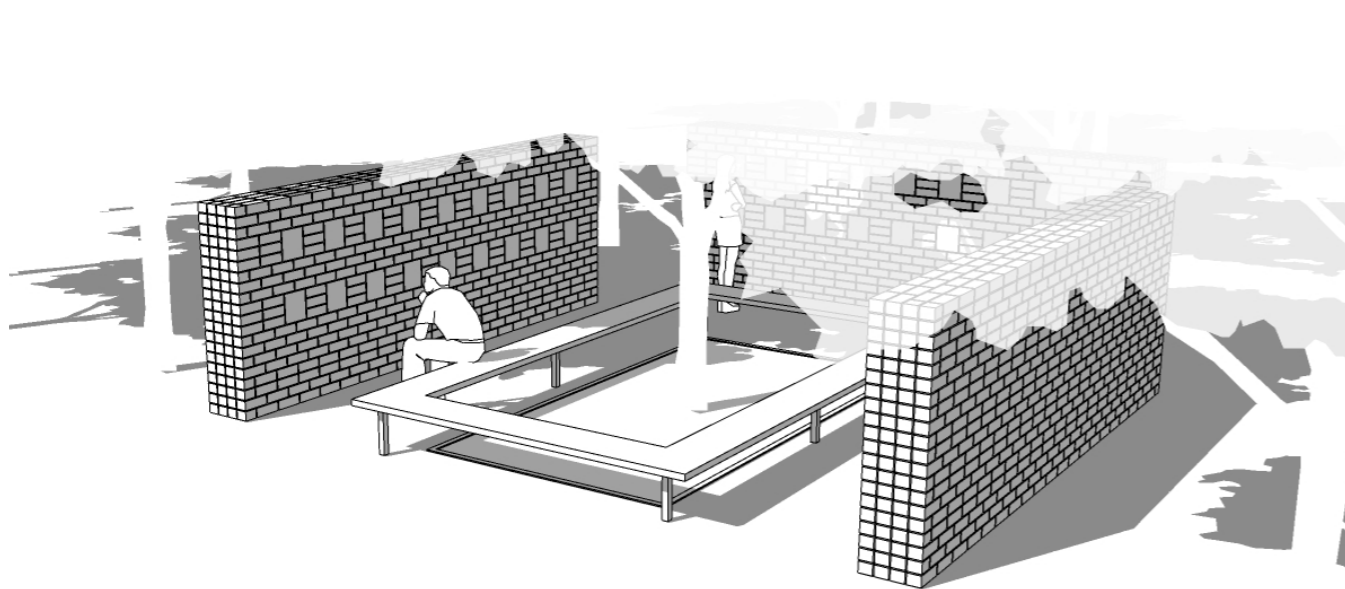
### 2. COLUMBARIUM NICHES

- To include place for flowers
- Materials that are to be resistant to wear and tear, such as granite or marble

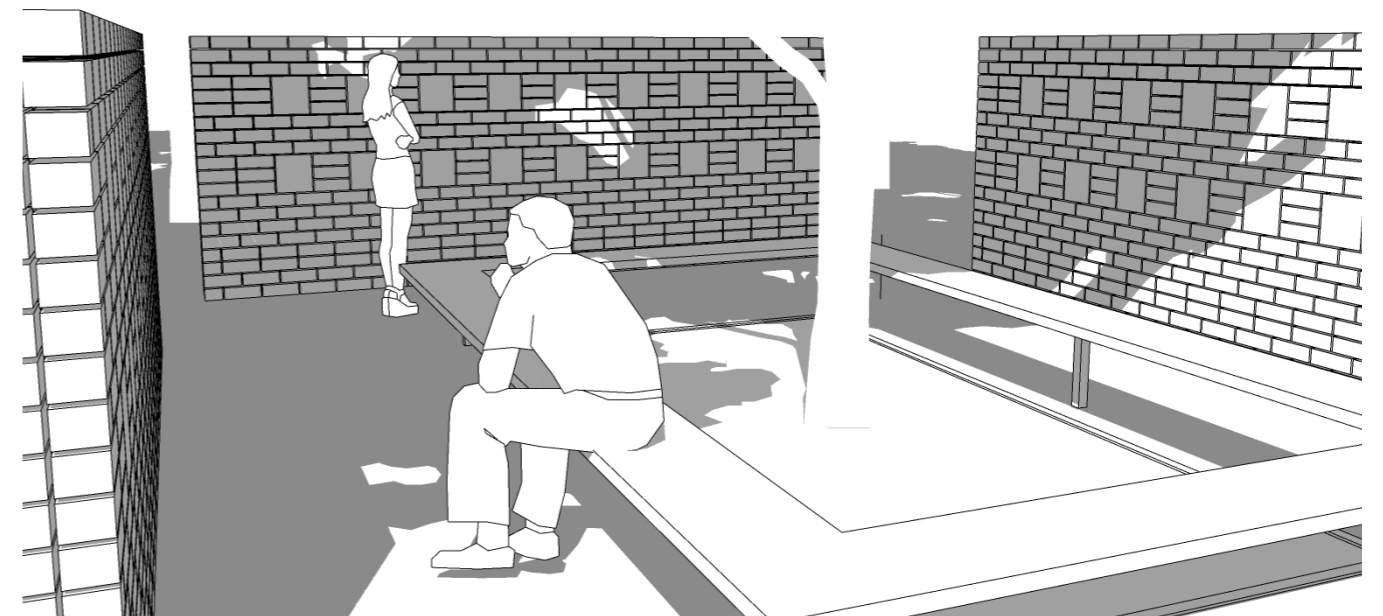


### 3. BENCH

- Provide seats to place users
- Hugs native garden bed to create a cooler and more welcoming place
- Seating to be bench from Street Furniture Australia or similar



PERSPECTIVE



PERSPECTIVE


# 3.1 EXAMPLE PLANT PALETTE



*PIMELEA FERRUGINEA*  
**RICE FLOWER**



*THRYPTOMENE BAECKEACEA*  
**COASTAL THRYPTOMENE**




*ALYOGYNE HAKEIFOLIA*  
**NATIVE HIBISCUS**



*SCAEVOLA CRASSIFOLIA*  
**THICK-LEAVED FAN-FLOWER**



*DIANELLA REVOLUTA*  
**BLUEBERRY LILY**



*CORYMBIA MACULATA*  
**SPOTTED GUM**

Tall tree 15-30m tall with a silver grey spotted trunk, this tree thrives in sunny open positions and serves as an ideal shade tree. It adorns white flowers, and its appearance makes it an ideal decorative species.

*Brief requested the tree species to be Corymbia maculata, however highly advise choose a native WA species that grows within the area, i.e. Tuart*



*ALYXIA BUXIFOLIA*  
**SEA BOX**



*WESTRIGNIA DAMPIERI*  
**COASTAL ROSEMARY**



*EREMOPHILA GLABRA*  
**TAR BUSH**



*OLEARIA AXILLARIS*  
**COASTAL DAISY BUSH**



*CLEMATIS LIGUSTICIFOLIA*  
**OLD-MAN'S BEARD**

**NOTE**

*Suggested examples of flowering natives.*

**UDLA**

LEVEL 1A, 3-5 JOSEPHSON STREET  
FREMANTLE, 6160 WA  
HELLO@UDLA.COM.AU | (08) 9336 7577